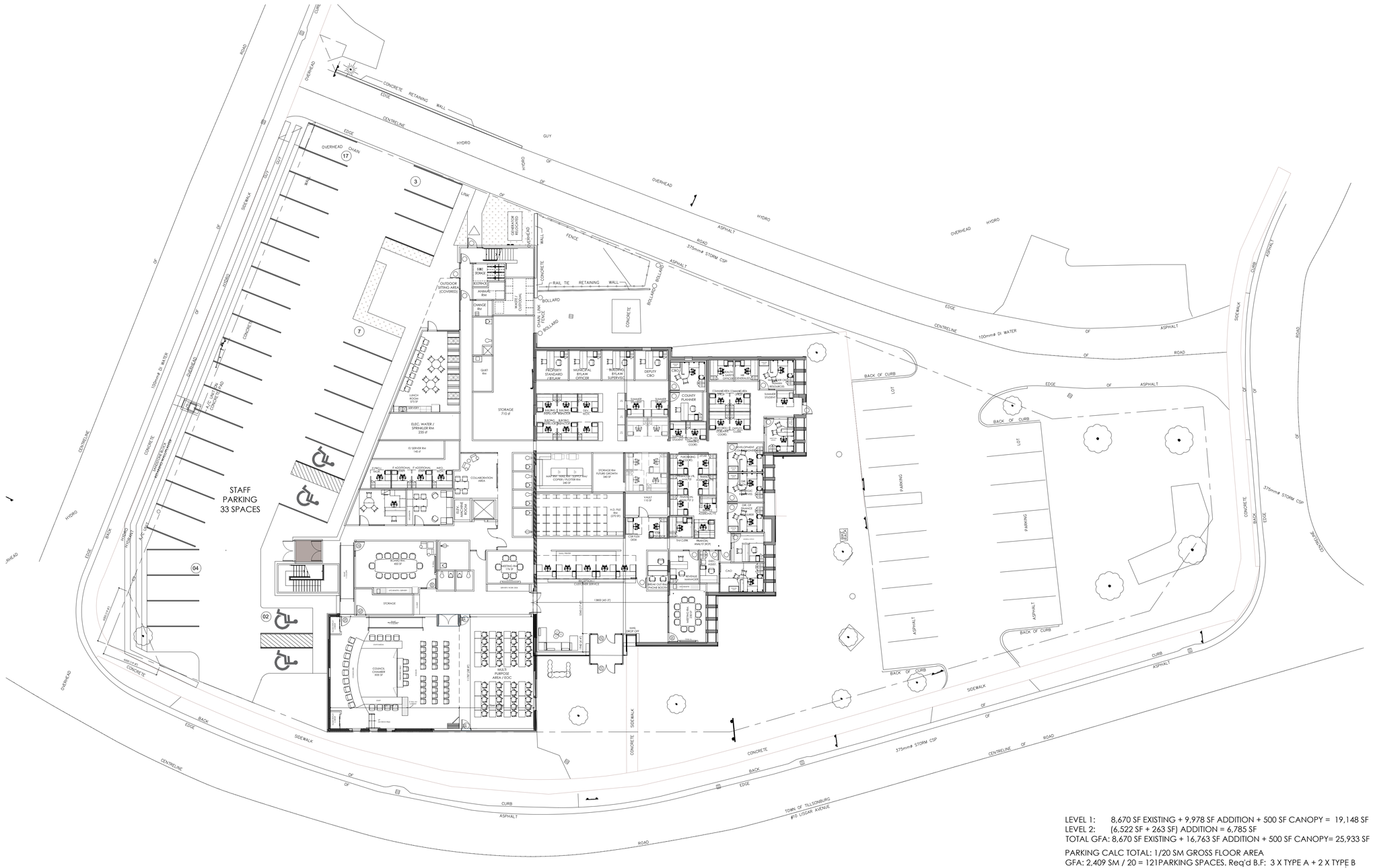

1 SITE PLAN
A1.1
0 2 4 10m

LEVEL 1: 8,670 SF EXISTING + 9,978 SF ADDITION + 500 SF CANOPY = 19,148 SF
LEVEL 2: (6,522 SF + 263 SF) ADDITION = 6,785 SF
TOTAL GFA: 8,670 SF EXISTING + 16,763 SF ADDITION + 500 SF CANOPY= 25,933 SF

PARKING CALC TOTAL: 1/20 SM GROSS FLOOR AREA
GFA: 2,409 SM / 20 = 121PARKING SPACES. Req'd B.F: 3 X TYPE A + 2 X TYPE B

PARKING CALC ADDITION: 1/20 SM GROSS FLOOR AREA
GFA ADDITION: 1,557 SM / 20 = 78 PARKING SPACES (IN ADDITION TO EX.)
Req'd B.F: 2 X TYPE A + 2 X TYPE B

~~LEVEL 1: 8,331 SF EXISTING + (9,256 SF +538 SF)ADDITION = 18,125 SF~~
~~LEVEL 2: (5,931 SF +859 SF)ADDITION = 6,790 SF~~
~~TOTAL AREA: 8,331 SF EXISTING + 15,187 SF ADDITION + 1397 SF NON GFA ADDITION = 24,915 SF~~
~~TOTAL GFA: 8,331 +15,187 = 23,518 SF~~
~~PARKING CALC: 1/20 SM GROSS FLOOR AREA~~
~~GFA: 2,185 SM / 20 = 110 PARKING SPACES. Req'd B.F: 3 X TYPE A + 2 X TYPE B~~

REVISIONS

NO.	DATE	PARTICULAR
1	2024.05.16	MODIFIED PER CLIENTS COMMENTS
2	2024.05.21	MODIFIED PER CLIENTS COMMENTS

NOTES:

All dimensions and measurements must be checked and verified by the General Contractor

Reproduction of drawings and related documents in whole or in part is forbidden without written permission of The Ventin Group.

PRELIMINARY
NOT TO BE USED FOR CONSTRUCTION

KEY PLAN:

CLIENT:
TOWN OF TILLSONBURG
200 BROADWAY, SUITE 204
TILLSONBURG, ON N4G 5A7

PROJECT:
22384

TILLSONBURG NEW TOWN HALL

10 LISGAR AVE
TILLSONBURG, ON N4G 5A5

ORIGINAL PAGE SIZE ARCH D - 24" x 36"
KEY TO DETAIL LOCATION:
A - DETAIL NO.
B - DETAIL NO. ORIGIN

+VG ARCHITECTS
THE VENTIN GROUP LTD

CN
N

SITE PLAN

A1.1

Plot Date: May 21 , 2024 - 1:18pm By: YRahmanian Filename: K:\TVG-Brantford\Tillsonburg New Town Hall - 22384\Drawings\Design\TTH new design - 2024.05.21.dwg

DRAWN BY : XX CHECKED BY : XX

1 A2.1 LEVEL-1 FLOOR PLAN

0 1 2 5m

LEVEL 1: 8,670 SF EXISTING + 9,978 SF ADDITION + 500 SF CANOPY = 19,148 SF
LEVEL 2: (6,522 SF + 263 SF) ADDITION = 6,785 SF
TOTAL GFA: 8,670 SF EXISTING + 16,763 SF ADDITION + 500 SF CANOPY= 25,933 SF

~~LEVEL 1: 8,331 SF EXISTING + (9,256 SF +538 SF)ADDITION = 18,125 SF~~
~~LEVEL 2: (5,856 SF +934 SF)ADDITION = 6,790 SF~~
~~TOTAL AREA: 8,331 SF EXISTING + 15,112 SF ADDITION + 1,472 SF NON GFA ADDITION = 24,915 SF~~
~~TOTAL GFA: 8,331 +15,112 = 23,443 SF~~

REVISIONS

NO.	DATE	PARTICULAR
1	2024.05.16	MODIFIED PER CLIENTS COMMENTS
2	2024.05.21	MODIFIED PER CLIENTS COMMENTS

NOTES:

PRELIMINARY
NOT TO BE USED FOR CONSTRUCTION

Reproduction of drawings and related documents in whole or in part is forbidden without written permission of The Ventin Group.

All dimensions and measurements must be checked and verified by the General Contractor

KEY PLAN:

CLIENT:
TOWN OF TILLSONBURG
200 BROADWAY, SUITE 204
TILLSONBURG, ON N4G 5A7

PROJECT:
22384

TILLSONBURG NEW TOWN HALL

10 LISGAR AVE
TILLSONBURG, ON N4G 5A5

ORIGINAL PAGE SIZE ARCH D - 24" x 36"
KEY TO DETAIL LOCATION:
A - DETAIL NO.
B - DETAIL NO. ORIGIN

+VG ARCHITECTS
THE VENTIN GROUP LTD

CN
N

LEVEL 1 - FLOOR PLAN

A2.1

Plot Date: May 21, 2024 - 1:20pm By: YRahmanian Filename: K:\TVG-Brantford\Tillsonburg New Town Hall - 22384\Drawings\Design\TTH new design - 2024.05.21.dwg

DRAWN BY : XX CHECKED BY : XX

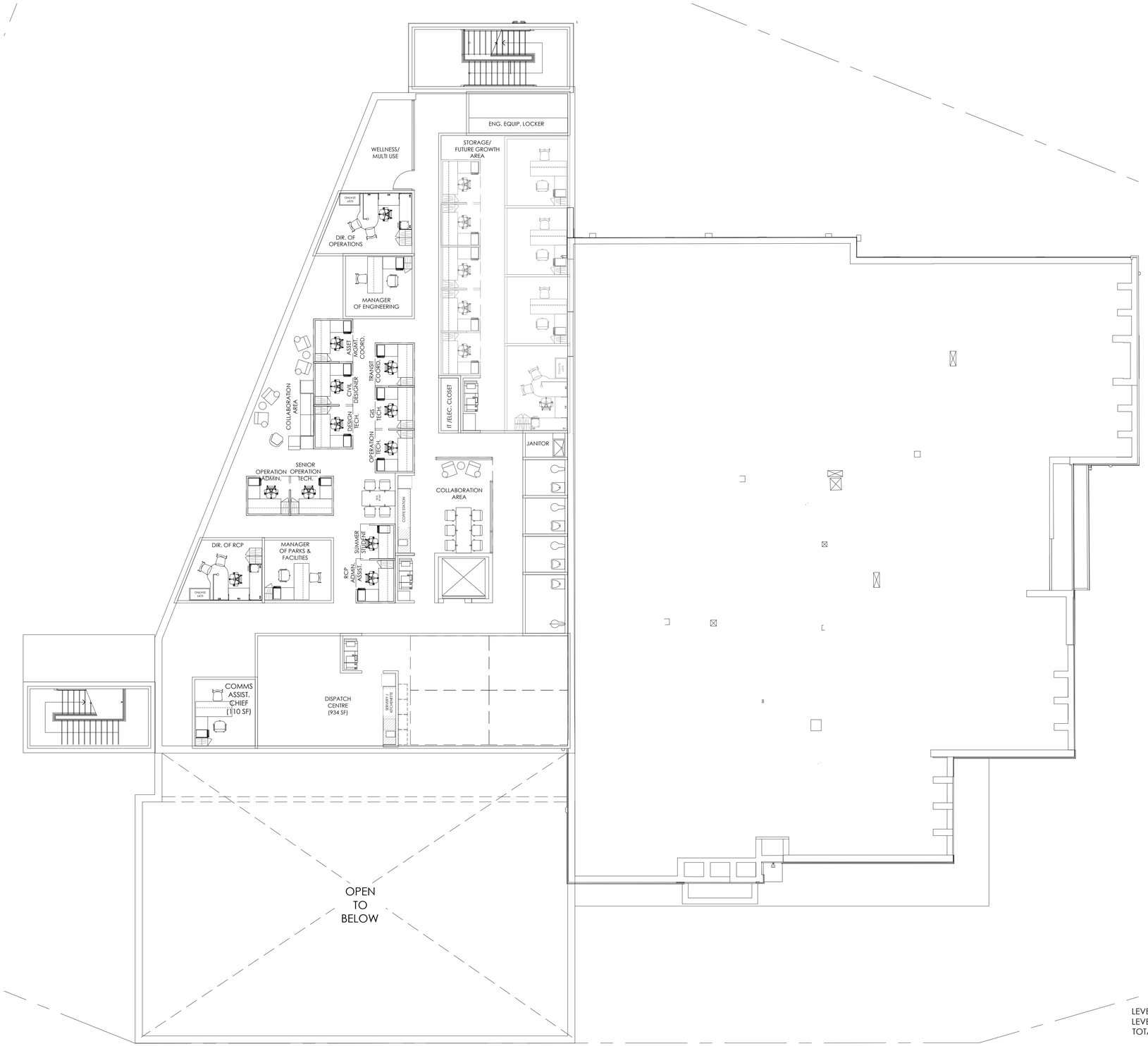

1 A2.2 LEVEL-2 FLOOR PLAN

0 1 2 5m

LEVEL 1: 8,670 SF EXISTING + 9,978 SF ADDITION + 500 SF CANOPY = 19,148 SF
LEVEL 2: (6,522 SF + 263 SF) ADDITION = 6,785 SF
TOTAL GFA: 8,670 SF EXISTING + 16,763 SF ADDITION + 500 SF CANOPY= 25,933 SF

~~LEVEL 1: 8,331 SF EXISTING + (9,256 SF +538 SF)ADDITION = 18,125 SF~~
~~LEVEL 2: (5,856 SF +934 SF)ADDITION = 6,790 SF~~
~~TOTAL AREA: 8,331 SF EXISTING + 15,112 SF ADDITION + 1,472 SF NON GFA ADDITION = 24,915 SF~~
~~TOTAL GFA: 8,331 +15,112 = 23,443 SF~~

REVISIONS

NO.	DATE	PARTICULAR
1	2024.05.16	MODIFIED PER CLIENTS COMMENTS
2	2024.05.21	MODIFIED PER CLIENTS COMMENTS

NOTES:

PRELIMINARY
NOT TO BE USED FOR CONSTRUCTION

Reproduction of drawings and related documents in whole or in part is forbidden without written permission of The Ventin Group.

All dimensions and measurements must be checked and verified by the General Contractor

KEY PLAN:

CLIENT:
TOWN OF TILLSONBURG
200 BROADWAY, SUITE 204
TILLSONBURG, ON N4G 5A7

PROJECT:
22384

TILLSONBURG NEW TOWN HALL

10 LISGAR AVE
TILLSONBURG, ON N4G 5A5

ORIGINAL PAGE SIZE ARCH D - 24" x 36"
KEY TO DETAIL LOCATION:
A - DETAIL NO.
B - DETAIL NO. ORIGIN

+VG ARCHITECTS
THE VENTIN GROUP LTD

CN
N

LEVEL 2 - FLOOR PLAN

A2.2

Plot Date: May 21, 2024 - 1:22pm By: YRahmanian Filename: K:\TVG-Brantford\Tillsonburg New Town Hall - 22384\Drawings\Design\TTH new design - 2024.05.21.dwg

DRAWN BY : XX CHECKED BY : XX

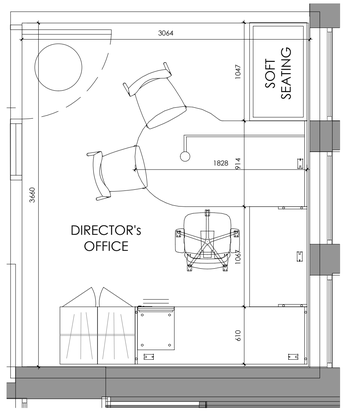

1 A2.3 DIRECTOR'S OFFICE LAYOUT

0 300 600 1500mm

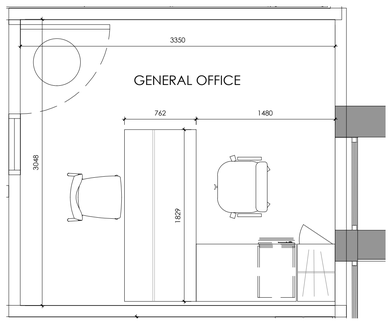

2 A2.3 GENERAL OFFICE LAYOUT

0 300 600 1500mm

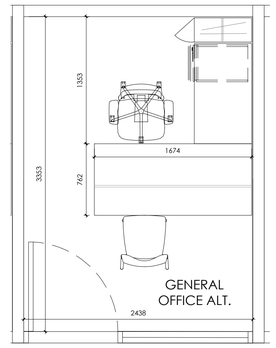

3 A2.3 GENERAL OFFICE LAYOUT - ALT. (NOT USED)

0 300 600 1500mm

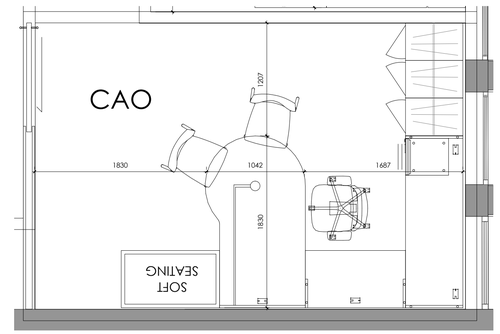

4 A2.3 CAO OFFICE LAYOUT

0 300 600 1500mm

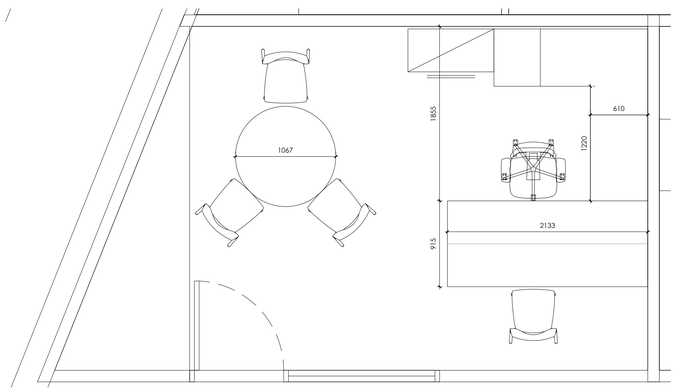

5 A2.3 MAYOR'S OFFICE LAYOUT

0 300 600 1500mm

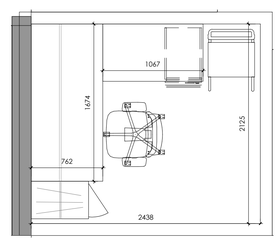

6 A2.3 WORKSTATION OFFICE

0 300 600 1500mm

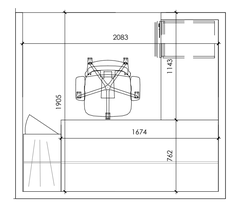

7 A2.3 GENERAL WORKSTATION

0 300 600 1500mm

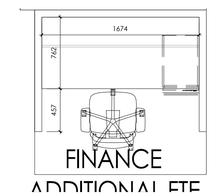

8 A2.3 PARTTIME / SUMMER STUDENT WORKSTATION

0 300 600 1500mm

REVISIONS

NO.	DATE	PARTICULAR
1	2024.05.16	MODIFIED PER CLIENTS COMMENTS
2	2024.05.21	MODIFIED PER CLIENTS COMMENTS

NOTES:

All dimensions and measurements must be checked and verified by the General Contractor

Reproduction of drawings and related documents in whole or in part is forbidden without written permission of the Ventin Group.

PRELIMINARY
NOT TO BE USED FOR CONSTRUCTION

KEY PLAN:

CLIENT:
TOWN OF TILLSONBURG
200 BROADWAY, SUITE 204
TILLSONBURG, ON N4G 5A7

PROJECT:
22384

TILLSONBURG NEW TOWN HALL

10 LISGAR AVE
TILLSONBURG, ON N4G 5A5

ORIGINAL PAGE SIZE ARCH D - 24" x 36"

KEY TO DETAIL LOCATION:
A - DETAIL NO.
B - DETAIL NO. ORIGIN

+VG ARCHITECTS
THE VENTIN GROUP LTD

CN
N

INDIVIDUAL OFFICES LAYOUT

A2.3

DRAWN BY : XX CHECKED BY : XX

Plot Date: May 21, 2024 - 1:23pm By: YRahmanian Filename: K:\TVG-Brantford\Tillsonburg New Town Hall - 22384\Drawings\Design\TTH new design - 2024.05.21.dwg