





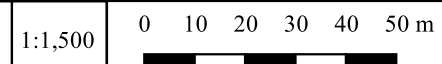


**Legend**

- Area of Assessment
-  Subject Property
  -  Study Area
  -  Adjacent Lands Owned by Town

**GENERAL NOTES:**  
 -Features depicted herein should not be used in place of a professional survey.  
 -Numeric scale is for a 11x17 inch print.

 **TERRASTORY**  
 environmental consulting inc.  
 info@terrastoryenviro.com 905.745.5398

 1:1,500  0 10 20 30 40 50 m

**Location:**  
 31 Earle St  
 Town of Tillsonburg

**Project No.:** 24064  
**Date:** 2024-07-23  
**By:** RA **Checked:** --  
**Orthophotograph Date:** 1954

**Figure 2-B:**  
 Biophysical  
 Features and  
 Conditions 1954