



Oxford Detachment



Police Services Board Report

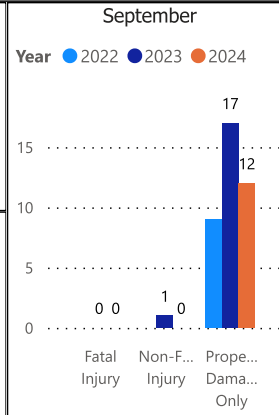


September 2024

**OPP Detachment Board Report
Collision Reporting System
September 2024**

Motor Vehicle Collisions by Type						
September						
Year	2022		2023		2024	
CollisionType	Incidents	% Change	Incidents	% Change	Incidents	% Change
Fatal Injury	0	--	0	--	0	--
Non-Fatal Injury	0	--	1	--	0	-100.0%
Property Damage Only	9	-25.0%	17	88.9%	12	-29.4%
Total	9	-25.0%	18	100.0%	12	-33.3%

YTD						
Year	2022		2023		2024	
CollisionType	Incidents	% Change	Incidents	% Change	Incidents	% Change
Fatal Injury	1	0.0%	0	-100.0%	0	--
Non-Fatal Injury	12	300.0%	5	-58.3%	4	-20.0%
Property Damage Only	104	9.5%	121	16.3%	137	13.2%
Total	117	18.2%	126	7.7%	141	11.9%



Data source (Collision Reporting System) date:
07-Oct-2024

Detachment 65 - OXFORD
Location code(s): 6500 - OXFORD

Area(s): 6208 - Tillsonburg
Data source date:
07-Oct-2024

Report Generated on:
07-Oct-2024 10:00:17 AM

**OPP Detachment Board Report
Collision Reporting System
September 2024**

Fatalities in Detachment Area - Incidents

September									
Type	Motor Vehicle			Motorized Snow Vehicle			Off-Road Vehicle		
Year	Alcohol/Drugs	Incidents	% Change	Alcohol/Drugs	Incidents	% Change	Alcohol/Drugs	Incidents	% Change
2022	0	0	--	0	0	--	0	0	--
2023	0	0	--	0	0	--	0	0	--
2024	0	0	--	0	0	--	0	0	--

YTD									
Type	Motor Vehicle			Motorized Snow Vehicle			Off-Road Vehicle		
Year	Alcohol/Drugs	Incidents	% Change	Alcohol/Drugs	Incidents	% Change	Alcohol/Drugs	Incidents	% Change
2022	1	1	0.0%	0	0	--	0	0	--
2023	0	0	-100.0%	0	0	--	0	0	--
2024	0	0	--	0	0	--	0	0	--

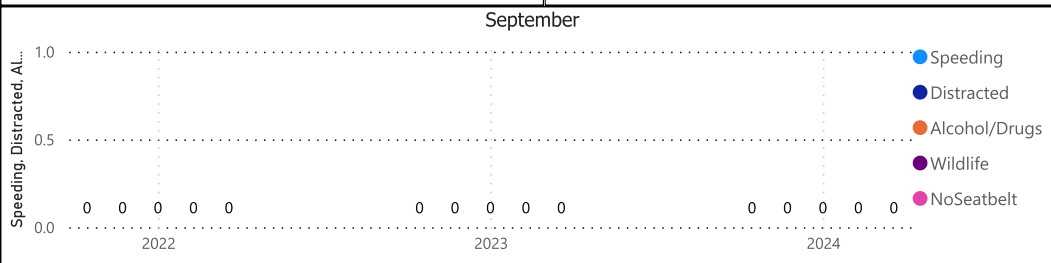
Fatalities in Detachment Area - Persons Killed

September						
Type	Motor Vehicle		Motorized Snow Vehicle		Off-Road Vehicle	
Year	Persons Killed	% Change	Persons Killed	% Change	Persons Killed	% Change
2022	0	--	0	--	0	--
2023	0	--	0	--	0	--
2024	0	--	0	--	0	--

YTD						
Type	Motor Vehicle		Motorized Snow Vehicle		Off-Road Vehicle	
Year	Persons Killed	% Change	Persons Killed	% Change	Persons Killed	% Change
2022	1	0.0%	0	--	0	--
2023	0	-100.0%	0	--	0	--
2024	0	--	0	--	0	--

Primary Causal Factors in Fatal Motor Vehicle Collisions

	September			YTD		
	2022	2023	2024	2022	2023	2024
Speeding	0	0	0	1	0	0
Speeding % Change	--	--	--	--	-100.0%	--
Distracted	0	0	0	0	0	0
Distracted % Change	--	--	--	-100.0%	--	--
Alcohol/Drugs	0	0	0	1	0	0
Alcohol/Drugs % Change	--	--	--	--	-100.0%	--
Wildlife	0	0	0	0	0	0
Wildlife % Change	--	--	--	--	--	--
NoSeatbelt	0	0	0	1	0	0
NoSeatbelt YoY%	--	--	--	--	-100.0%	--



Data source (Collision Reporting System) date:
07-Oct-2024

Detachment 65 - OXFORD

Location code(s): 6500 - OXFORD

Area(s): 6208 - Tillsonburg

Data source date:
07-Oct-2024

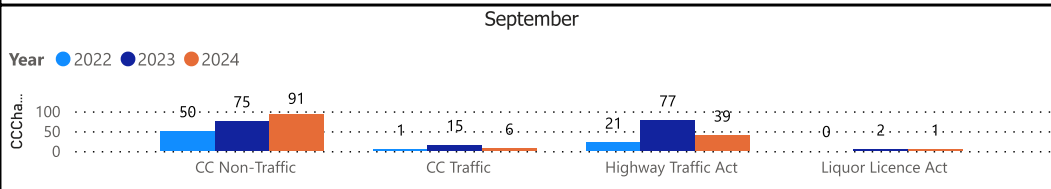
Report Generated on:
07-Oct-2024 10:00:17 AM

**OPP Detachment Board Report
Records Management System
September 2024**

Criminal Code and Provincial Statute Charges Laid

September						
Year	2022		2023		2024	
ChargeCategory1	Offence Count	% Change	Offence Count	% Change	Offence Count	% Change
CC Non-Traffic	50	28.2%	75	50.0%	91	21.3%
CC Traffic	1	-88.9%	15	1400.0%	6	-60.0%
Highway Traffic Act	21	5.0%	77	266.7%	39	-49.4%
Liquor Licence Act	0	--	2	--	1	-50.0%
Total	72	5.9%	169	134.7%	137	-18.9%

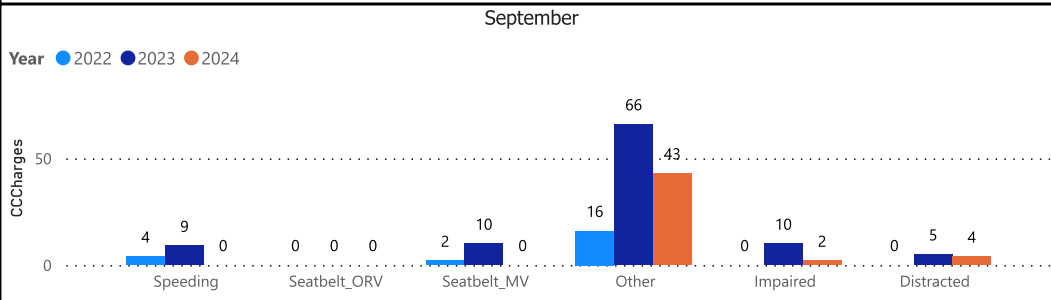
YTD						
Year	2022		2023		2024	
ChargeCategory1	Offence Count	% Change	Offence Count	% Change	Offence Count	% Change
CC Non-Traffic	521	20.9%	623	19.6%	738	18.5%
CC Traffic	52	-5.5%	62	19.2%	79	27.4%
Highway Traffic Act	241	35.4%	336	39.4%	352	4.8%
Liquor Licence Act	10	400.0%	20	100.0%	21	5.0%
Total	824	23.7%	1041	26.3%	1190	14.3%



Traffic Related Charges

September						
Year	2022		2023		2024	
ChargeCategory2	Offence Count	% Change	Offence Count	% Change	Offence Count	% Change
Speeding	4	0.0%	9	125.0%	0	-100.0%
Seatbelt_ORV	0	--	0	--	0	--
Seatbelt_MV	2	-33.3%	10	400.0%	0	-100.0%
Other	16	0.0%	66	312.5%	43	-34.8%
Impaired	0	-100.0%	10	--	2	-80.0%
Distracted	0	--	5	--	4	-20.0%

YTD						
Year	2022		2023		2024	
ChargeCategory2	Offence Count	% Change	Offence Count	% Change	Offence Count	% Change
Speeding	17	0.0%	24	41.2%	29	20.8%
Seatbelt_ORV	1	--	1	0.0%	1	0.0%
Seatbelt_MV	8	-74.2%	29	262.5%	21	-27.6%
Other	267	64.8%	347	30.0%	361	4.0%
Impaired	39	-17.0%	44	12.8%	45	2.3%
Distracted	3	-62.5%	15	400.0%	15	0.0%



Detachment: 65 - OXFORD

Location code(s): 6500 - OXFORD

Area(s): 6208 - Tillsonburg

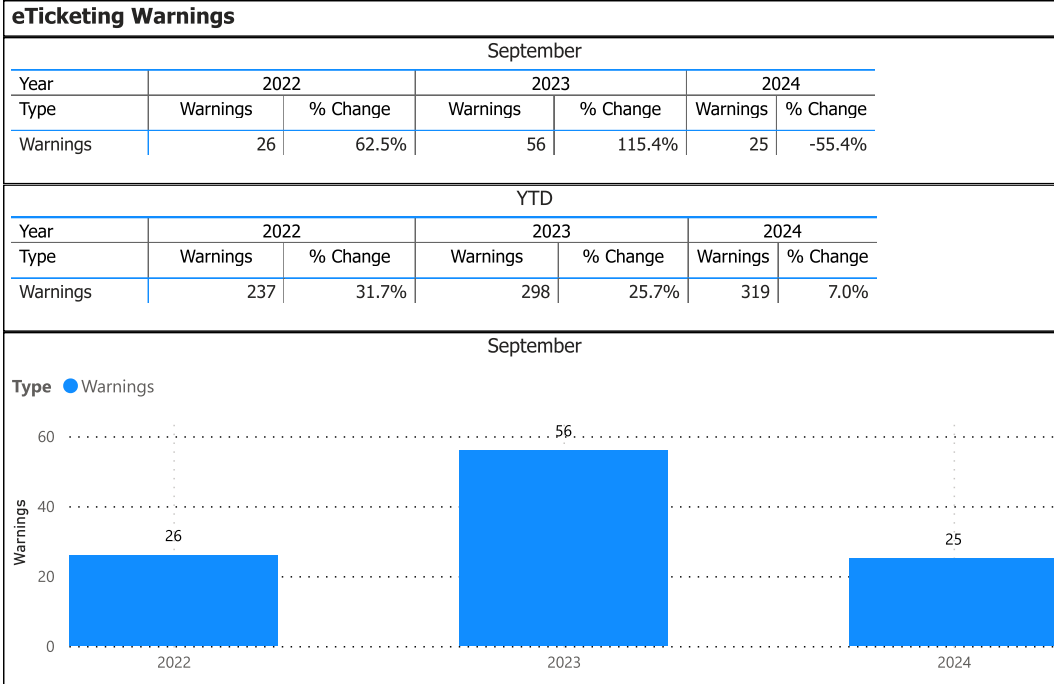
Data source date:

07-Oct-2024

Report Generated on:

07-Oct-2024 10:00:17 AM

**OPP Detachment Board Report
Records Management System
September 2024**



Detachment 65 - OXFORD

Location code(s): 6500 - OXFORD

Area(s): 6208 - Tillsonburg

Data source date:

07-Oct-2024

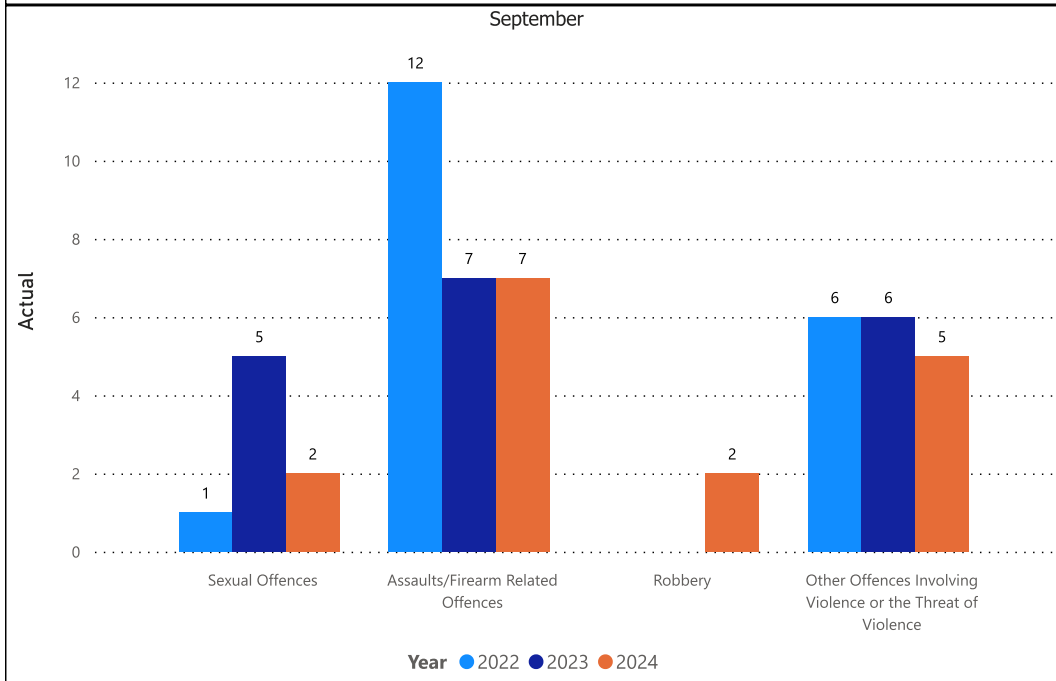
Report Generated on:

07-Oct-2024 10:00:17 AM

**OPP Detachment Board Report
Records Management System
September 2024**

Violent Crime						
September						
Year	2022		2023		2024	
ViolationGrp	Actual	% Change	Actual	% Change	Actual	% Change
Homicides	0	--	0	--	0	--
Other Offences Causing Death	0	--	0	--	0	--
Attempted Murder	0	--	0	--	0	--
Sexual Offences	1	--	5	400.0%	2	-60.0%
Assaults/Firearm Related Offences	12	20.0%	7	-41.7%	7	0.0%
Offences Resulting in the Deprivation of Freedom	0	--	0	--	0	--
Robbery	0	--	0	--	2	--
Other Offences Involving Violence or the Threat of Violence	6	200.0%	6	0.0%	5	-16.7%
Offences in Relation to Sexual Services	0	--	0	--	0	--
Total	19	58.3%	18	-5.3%	16	-11.1%

YTD						
Year	2022		2023		2024	
ViolationGrp	Actual	% Change	Actual	% Change	Actual	% Change
Homicides	0	--	0	--	0	--
Other Offences Causing Death	0	--	0	--	0	--
Attempted Murder	0	--	0	--	0	--
Sexual Offences	26	100.0%	20	-23.1%	21	5.0%
Assaults/Firearm Related Offences	77	26.2%	76	-1.3%	94	23.7%
Offences Resulting in the Deprivation of Freedom	0	-100.0%	2	--	0	-100.0%
Robbery	0	-100.0%	2	--	4	100.0%
Other Offences Involving Violence or the Threat of Violence	44	46.7%	43	-2.3%	48	11.6%
Offences in Relation to Sexual Services	0	--	0	--	0	--
Total	147	34.9%	143	-2.7%	167	16.8%



Detachment: 65 - OXFORD

Location code(s): 6500 - OXFORD

Area(s): 6208 - Tillsonburg

Data source date:

07-Oct-2024

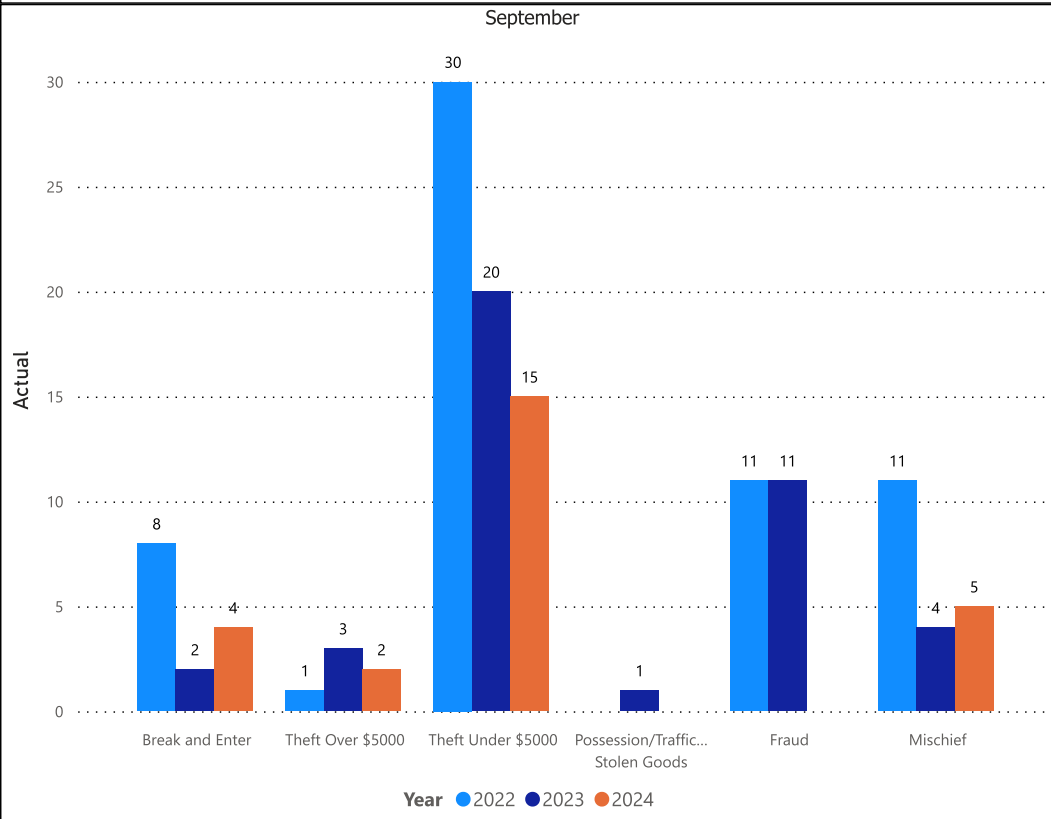
Report Generated on:

07-Oct-2024 10:00:17 AM

**OPP Detachment Board Report
Records Management System
September 2024**

Property Crime						
September						
Year	2022		2023		2024	
ViolationGrp	Actual	% Change	Actual	% Change	Actual	% Change
Arson	0	--	0	--	0	--
Break and Enter	8	100.0%	2	-75.0%	4	100.0%
Theft Over \$5000	1	0.0%	3	200.0%	2	-33.3%
Theft Under \$5000	30	7.1%	20	-33.3%	15	-25.0%
Possession/Trafficking Stolen Goods	0	-100.0%	1	--	0	-100.0%
Fraud	11	-15.4%	11	0.0%	0	-100.0%
Mischief	11	0.0%	4	-63.6%	5	25.0%
Total	61	5.2%	41	-32.8%	26	-36.6%

YTD						
Year	2022		2023		2024	
ViolationGrp	Actual	% Change	Actual	% Change	Actual	% Change
Arson	1	--	1	0.0%	0	-100.0%
Break and Enter	48	60.0%	50	4.2%	30	-40.0%
Theft Over \$5000	27	68.8%	22	-18.5%	17	-22.7%
Theft Under \$5000	219	31.1%	188	-14.2%	197	4.8%
Possession/Trafficking Stolen Goods	8	300.0%	8	0.0%	6	-25.0%
Fraud	83	-1.2%	108	30.1%	89	-17.6%
Mischief	90	28.6%	74	-17.8%	62	-16.2%
Total	476	29.0%	451	-5.3%	401	-11.1%



Detachment 65 - OXFORD

Location code(s): 6500 - OXFORD

Area(s): 6208 - Tillsonburg

Data source date:

07-Oct-2024

Report Generated on:

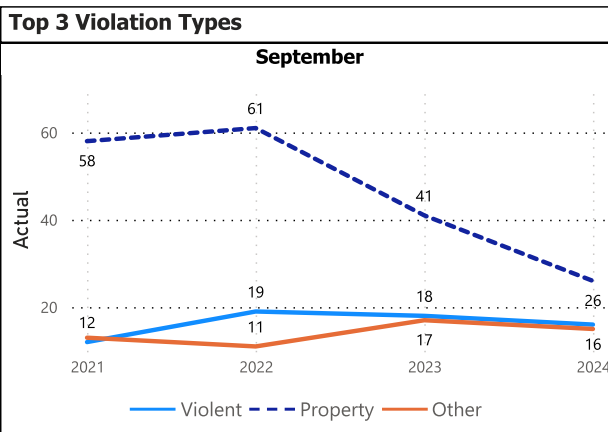
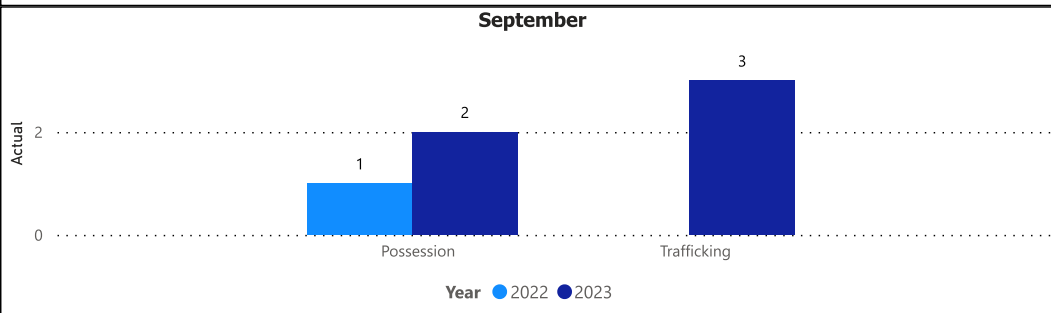
07-Oct-2024 10:00:17 AM

**OPP Detachment Board Report
Records Management System
September 2024**

Drug Crime

September						
Year	2022		2023		2024	
ViolationGrp	Actual	% Change	Actual	% Change	Actual	% Change
Possession	1	--	2	100.0%	0	-100.0%
Trafficking	0	-100.0%	3	--	0	-100.0%
Importation & Production	0	--	0	--	0	--
Cannabis Possession	0	--	0	--	0	--
Cannabis Distribution	0	--	0	--	0	--
Cannabis Sale	0	--	0	--	0	--
Cannabis Importation & Exportation	0	--	0	--	0	--
Cannabis Production	0	--	0	--	0	--
Other Cannabis Violations	0	--	0	--	0	--
Total	1	-50.0%	5	400.0%	0	-100.0%

YTD						
Year	2022		2023		2024	
ViolationGrp	Actual	% Change	Actual	% Change	Actual	% Change
Possession	17	30.8%	13	-23.5%	6	-53.8%
Trafficking	4	-71.4%	9	125.0%	6	-33.3%
Importation & Production	0	--	0	--	0	--
Cannabis Possession	0	--	0	--	0	--
Cannabis Distribution	0	--	0	--	0	--
Cannabis Sale	0	--	0	--	0	--
Cannabis Importation & Exportation	0	--	0	--	0	--
Cannabis Production	2	100.0%	0	-100.0%	0	--
Other Cannabis Violations	0	--	0	--	0	--
Total	23	-17.9%	22	-4.3%	12	-45.5%



Top 5 Violation Groups

September

ViolationGrp	2021	2022	2023	2024	Total
Theft Under \$5000	28	30	20	15	93
Assaults/Firearm Related Offences	10	12	7	7	36
Fraud	13	11	11	0	35
Failure to Comply	7	4	13	11	35
Mischief	11	11	4	5	31

Detachment: 65 - OXFORD

Location code(s): 6500 - OXFORD

Area(s): 6208 - Tillsonburg

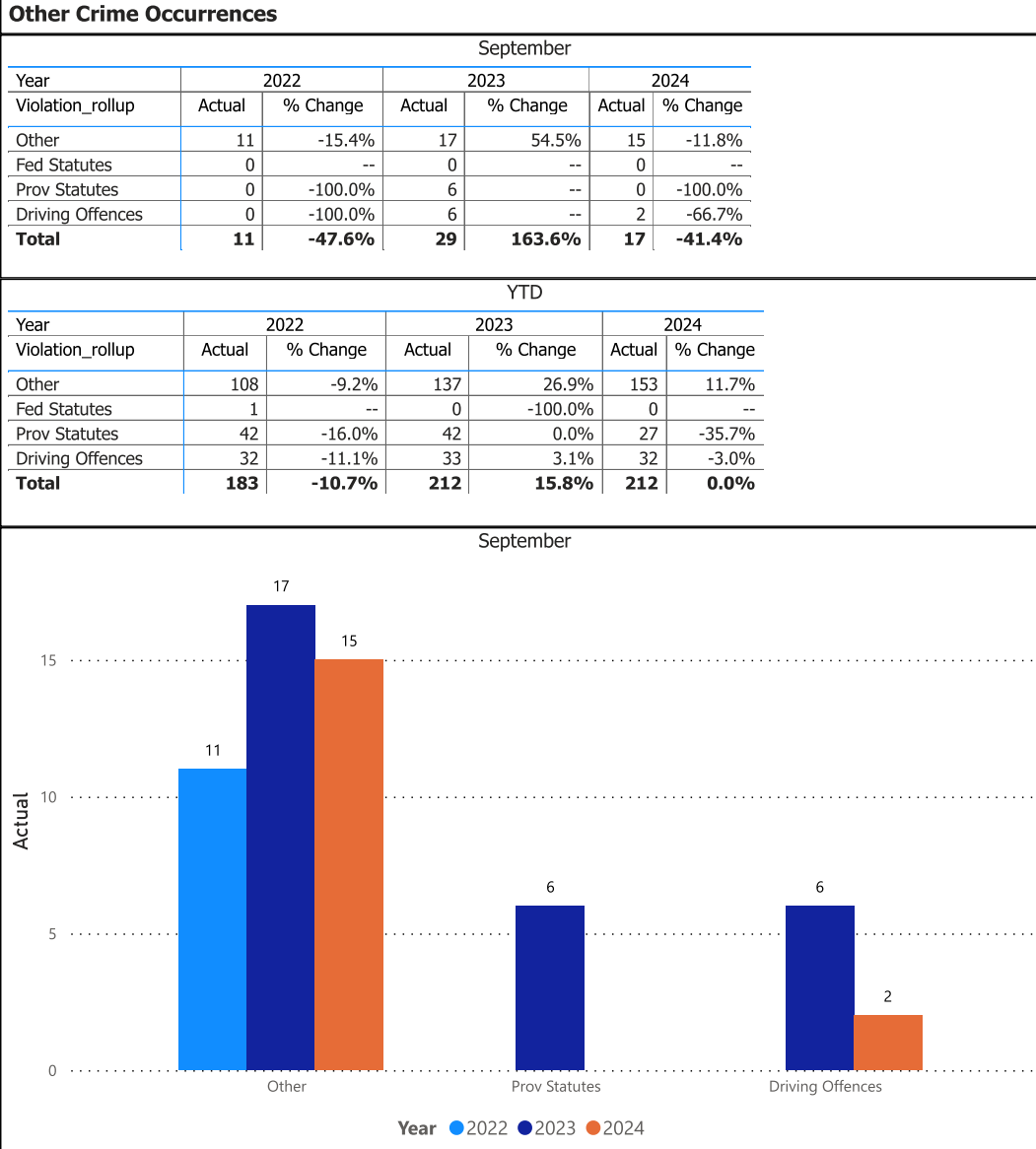
Data source date:

07-Oct-2024

Report Generated on:

07-Oct-2024 10:00:17 AM

**OPP Detachment Board Report
Records Management System
September 2024**



Detachment 65 - OXFORD

Location code(s): 6500 - OXFORD

Area(s): 6208 - Tillsonburg

Data source date:

07-Oct-2024

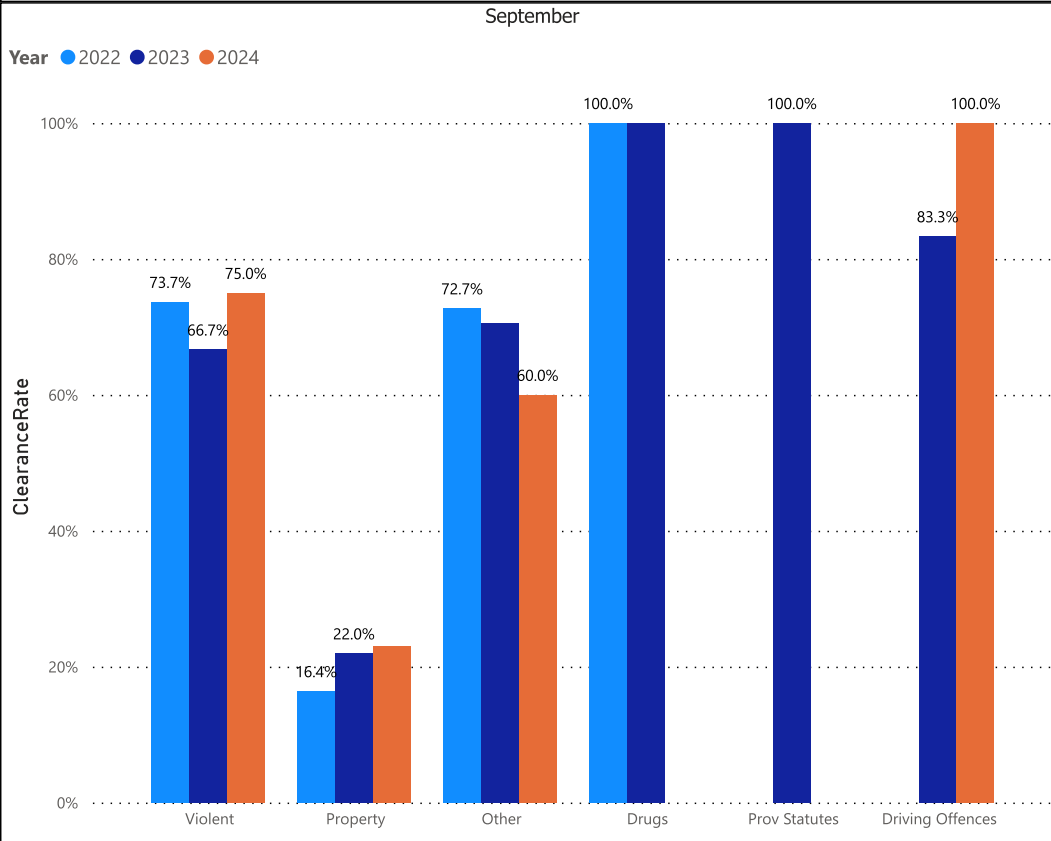
Report Generated on:

07-Oct-2024 10:00:17 AM

**OPP Detachment Board Report
Records Management System
September 2024**

Clearance Rate						
September						
Year	2022		2023		2024	
	%	% Change	%	% Change	%	% Change
Violent	73.7%	10.5%	66.7%	-9.5%	75.0%	12.5%
Property	16.4%	18.9%	22.0%	33.9%	23.1%	5.1%
Other	72.7%	5.1%	70.6%	-2.9%	60.0%	-15.0%
Drugs	100.0%	0.0%	100.0%	0.0%		-100.0%
Fed Statutes						
Prov Statutes		-100.0%	100.0%	--		-100.0%
Driving Offences		-100.0%	83.3%	--	100.0%	20.0%

YTD						
Year	2022		2023		2024	
	%	% Change	%	% Change	%	% Change
Violation_rollup						
Violent	67.3%	2.0%	72.0%	7.0%	71.9%	-0.2%
Property	17.9%	24.3%	19.7%	10.5%	19.0%	-4.0%
Other	68.5%	-11.4%	65.7%	-4.1%	71.2%	8.4%
Drugs	82.6%	21.7%	90.9%	10.0%	91.7%	0.8%
Fed Statutes	100.0%	--		-100.0%		
Prov Statutes	88.1%	-6.3%	95.2%	8.1%	92.6%	-2.8%
Driving Offences	93.8%	2.3%	84.8%	-9.5%	87.5%	3.1%



Detachment: 65 - OXFORD

Location code(s): 6500 - OXFORD

Area(s): 6208 - Tillsonburg

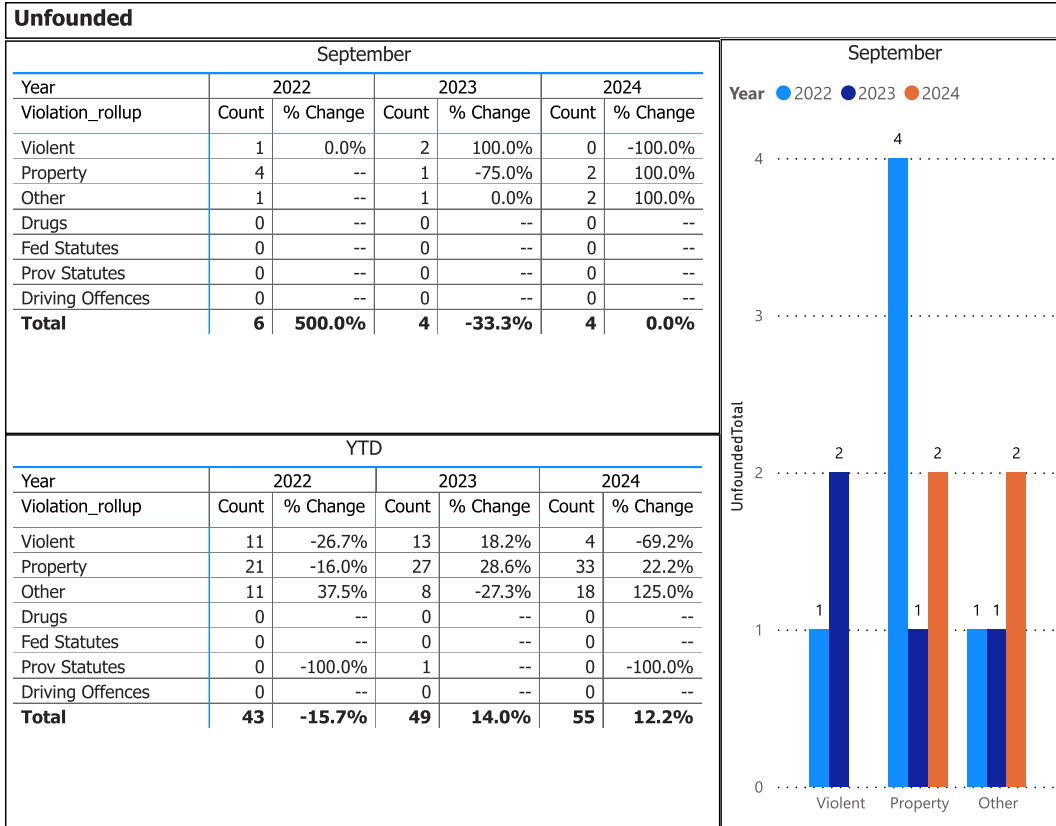
Data source date:

07-Oct-2024

Report Generated on:

07-Oct-2024 10:00:17 AM

**OPP Detachment Board Report
Records Management System
September 2024**



Detachment 65 - OXFORD
Location code(s): 6500 - OXFORD

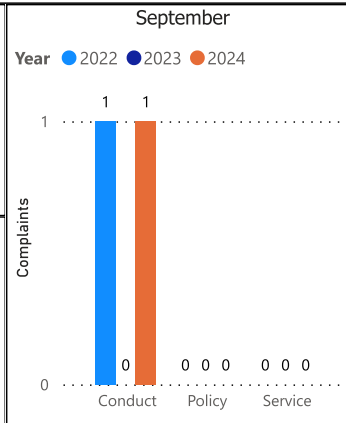
Area(s): 6208 - Tillsonburg
Data source date:
10-May-2024

Report Generated on:
07-Oct-2024 10:00:17 AM

**OPP Detachment Board Report
Records Management System
September 2024**

Public Complaints (Detachment Level Only)						
September						
Year	2022		2023		2024	
INCIDENT_TYPE	Count	% Change	Count	% Change	Count	% Change
Conduct	1	--	0	-100.0%	1	--
Policy	0	--	0	--	0	--
Service	0	--	0	--	0	--
Total	1	--	0	-100.0%	1	--

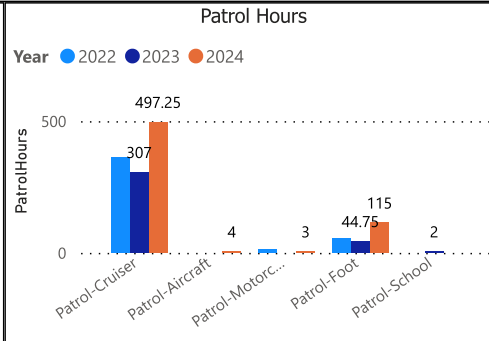
YTD						
Year	2022		2023		2024	
INCIDENT_TYPE	Count	% Change	Count	% Change	Count	% Change
Conduct	3	-66.7%	10	233.3%	6	-40.0%
Policy	0	--	1	--	0	-100.0%
Service	0	--	0	--	0	--
Total	3	-66.7%	11	266.7%	6	-45.5%



Data source: RMS Data Feed
 Ontario Provincial Police, Professional Standards Bureau Commander Reports - File Manager System
 Data source date:
 07-Oct-2024

Daily Activity Reporting

Daily Activity Reporting Patrol Hours			
September			
ODCdescr	2022	2023	2024
Patrol-Cruiser	361.50	307.00	497.25
Patrol-Aircraft	0.00	0.00	4.00
Patrol-Motorcycle	12.00	0.00	3.00
Patrol-Marine	0.00	0.00	0.00
Patrol-ATV	0.00	0.00	0.00
Patrol-Snowmobile	0.00	0.00	0.00
Patrol-Bicycle	0.00	0.00	0.00
Patrol-Foot	55.50	44.75	115.00
Patrol-School	0.00	2.00	0.00
Total	429.00	353.75	619.25



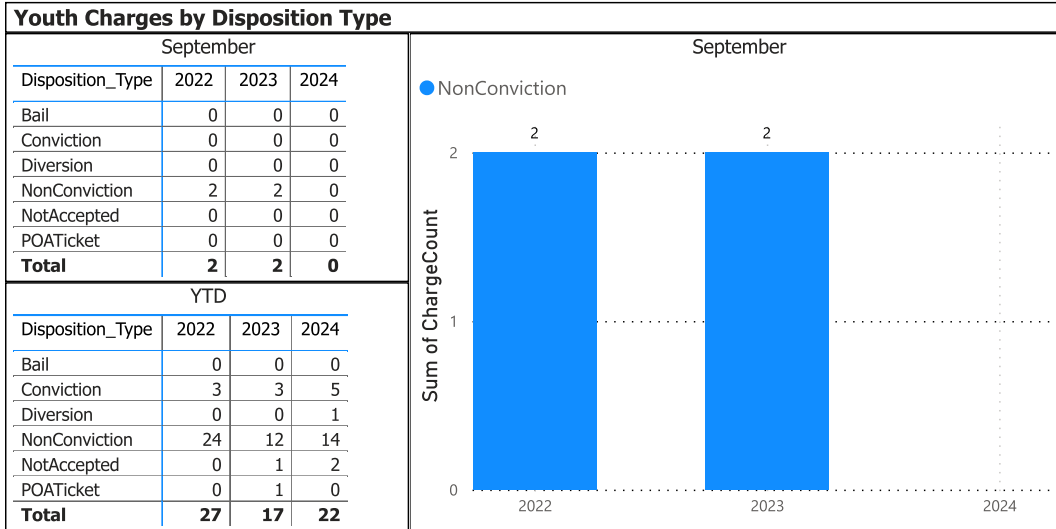
Data source (Daily Activity Reporting System) date:
 07-Oct-2024

Detachment 65 - OXFORD
 Location code(s): 6500 - OXFORD

Data source date:
 07-Oct-2024

Report Generated on:
 07-Oct-2024 10:00:17 AM

**OPP Detachment Board Report
Records Management System
September 2024**



September		
Year	2024	Total
OccType		
Total		0

YTD							Total
Year	2024						
OccType	Bail	Conviction	Diversion	NonConviction	NotAccepted	POATicket	
Assault	0	3	0	10	0	0	13
Other criminal code			2	0	4	2	8
Threats			0	1	0	0	1
Total	0	5	1	14	2	0	22

The tables and chart on this page present summarized youth charges by disposition and occurrence type that have been recorded in the OPP Niche RMS application. Of note... the Niche data sourced for this report page only lists youth charges that have had a disposition type entered against them. Therefore, please be aware that the counts of youth charges entries on this report page are under stating the potential sum of youth charges that are in OPP Niche RMS.

Detachment 65 - OXFORD

Location code(s): 6500 - OXFORD

Area(s): 6208 - Tillsonburg

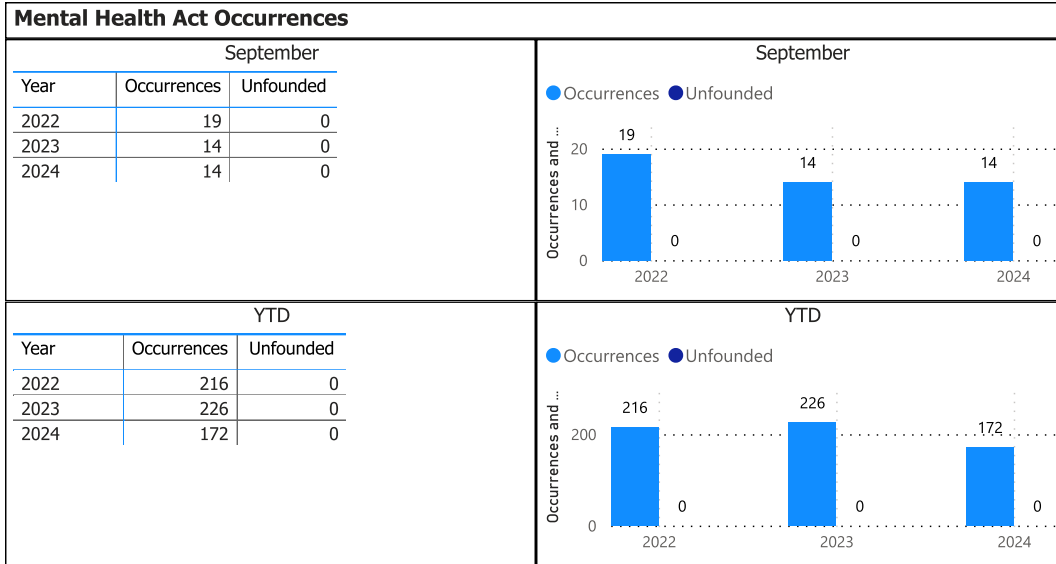
Data source date:

07-Oct-2024

Report Generated on:

07-Oct-2024 10:00:17 AM

**OPP Detachment Board Report
Records Management System
September 2024**



September		
Year	2024	
OccurrenceType	Occurrences	Unfounded
Attempt or threat of suicide	3	0
Mental health act	11	0
Total	14	0

Detachment: 65 - OXFORD

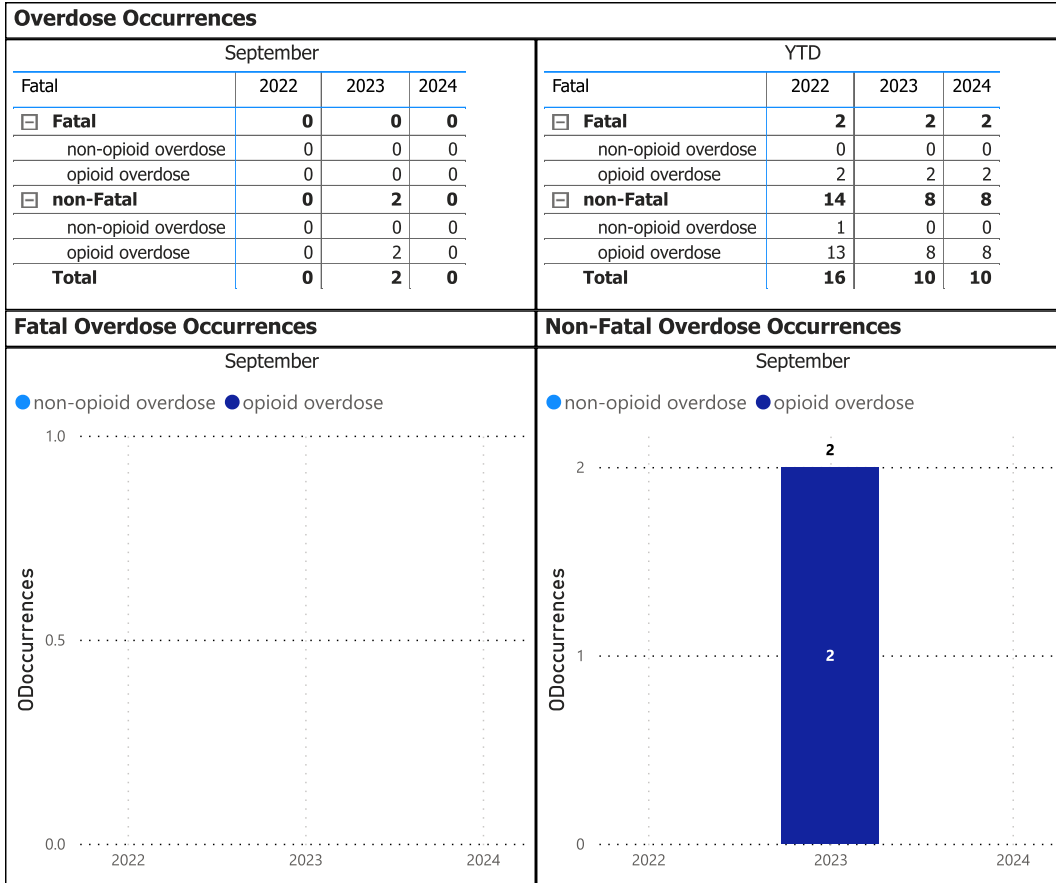
Location code(s): 6500 - OXFORD

Area(s): 6208 - Tillsonburg

Data source date:
07-Oct-2024

Report Generated on:
07-Oct-2024 10:00:17 AM

**OPP Detachment Board Report
Records Management System
September 2024**



Detachment 65 - OXFORD

Location code(s): 6500 - OXFORD

Area(s): 6208 - Tillsonburg

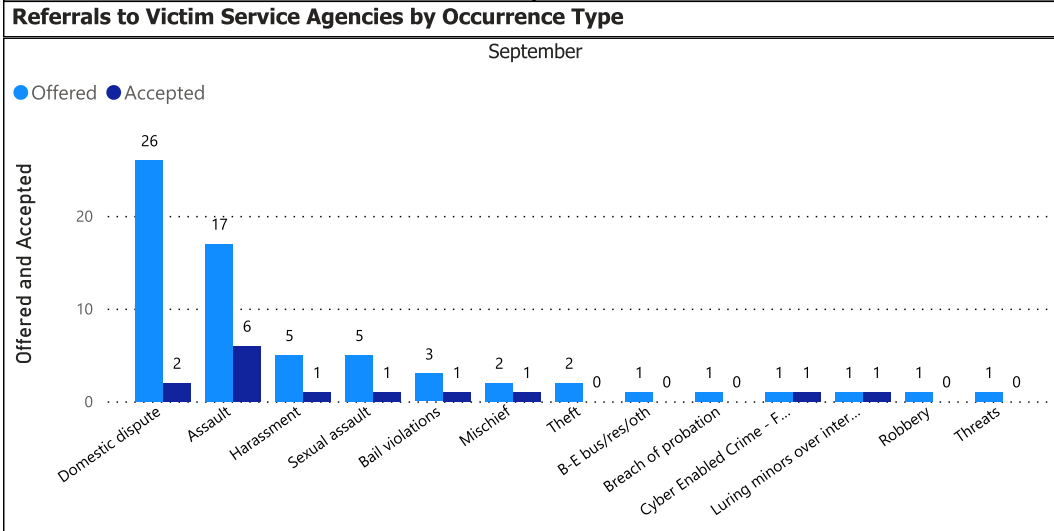
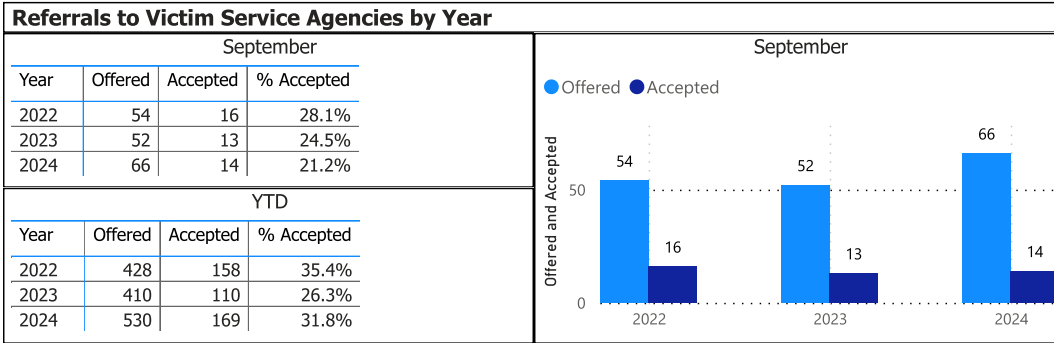
Data source date:

07-Oct-2024

Report Generated on:

07-Oct-2024 10:00:17 AM

OPP Detachment Board Report Records Management System September 2024



Referrals Accepted (%) by Age Group

September			
PersonAgeRange	2022	2023	2024
11 - 16	2.4%	0.0%	
17 - 25	100.0%	100.0%	22.2%
26 - 45	100.0%	80.0%	20.0%
46 - 65	100.0%	100.0%	33.3%
6 - 10		100.0%	0.0%
Over 65	100.0%		20.0%
Under 6			20.0%

Referrals Not Offered

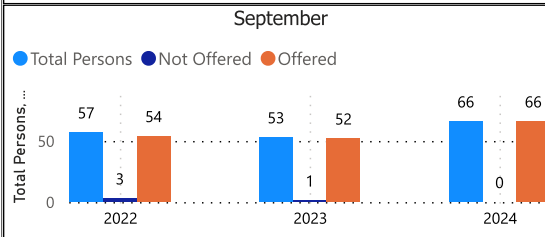
September			
ServicesNotOfferedReason	2022	2023	2024
	0	0	0
Victim deceased or unable to respond	1	0	0
Victim resides outside Ontario	2	1	0

YTD

PersonAgeRange	2022	2023	2024
11 - 16	9.8%	1.9%	6.3%
17 - 25	100.0%	100.0%	23.1%
26 - 45	96.0%	91.7%	32.8%
46 - 65	100.0%	94.6%	40.3%
6 - 10	100.0%	66.7%	33.3%
Over 65	100.0%	100.0%	35.3%
Under 6		0.0%	33.3%

YTD

ServicesNotOfferedReason	2022	2023	2024
	0	0	0
Victim deceased or unable to respond	7	3	2
Victim resides outside Ontario	11	5	1



Detachment 65 - OXFORD

Location code(s): 6500 - OXFORD

Area(s): 6208 - Tillsonburg

Data source date:

07-Oct-2024

Report Generated on:

07-Oct-2024 10:00:17 AM

**Police Services Board Report for Oxford
2024/September**

Secondary Employment
0

Staffing Updates

Transfers:	1 member retired 1 S/Sgt transferred out 4 recruits hired 1 Auxiliary member hired
Promotions:	2 members promoted to Sgt, (one transferring out) 1 Sgt promoted to S/Sgt - transferring out 1 member promoted to S/Sgt – transferred in 2 members promoted to DAII
Awards:	
Recognition:	

Detachment Initiatives

Number of Targeted Media Releases:	Sep 18, 2024 – Young driver faces multiple charges /// Sep 27, 2024 – Theft investigation results in multiple charges
Crime and Traffic Campaigns/Initiatives:	
Public Education Campaigns:	
Safeguard Ontario:	
Lock It or Lose It:	
Other:	Auxiliary hours: 45.5 Jeep Show and Shine Wings and Wheels Event Library – Fraud Prevention Presentation



Coordinator: O.P.P. Constable Randi Crawford
W.P.S. Denise Pacheco
E-mail: oxfordcs@execulink.com
Web site: www.oxfordcrimestoppers.com

To: Board of Directors, Crime Stoppers of Oxford Inc.
Cc: Inspector Tony Hymers, Oxford OPP
Staff Sgt Mike Salminen, Oxford OPP
Det/Sgt. Mike Haegens, Woodstock PS

Monthly Statistics for MONTH

- 24 Total tips received this month. (September)
- 11 Woodstock PS tips.
- 8 OPP – Oxford tips.
- 3 Assigned to other Crime Stoppers programs or another Agency.
- 2 Not Assigned.

Stats for OPP: TIPS RECEIVED PER ZONE

- 2 Tillsonburg
- 2 Ingersoll
- 0 Zorra
- 1 Norwich
- 2 South-West Oxford
- 1 East Zorra Tavistock
- 0 Blandford Blenheim

Meetings/Events Attended This Month

- September 10, 2024 – Monthly Crime Stoppers Board Meeting.
- Golf Tournament and Greg Morton comedy night.
- Jeep show and shine.



Awareness

Media Relations:

- Randi and Inspector Taylor prepare media releases along with social media posts for Oxford OPP Woodstock PS, which are then picked up by local media outlets.
- Website still has Greg Morton comedy event on main page. Do we want to change this?

Fundraising:

- Nothing planned at time of meeting.

Promotions:

- Tote bags – We have approximately 50 in stock at time of meeting.
- Various advertising avenues are being discussed, priced and ordered, such as, community signage, truck wrap, bumper stickers.
- Santa Claus Parades – Discussion about attending?

Upcoming Events

- October 22, 2024 – SW Zone meeting – Simcoe 10am-2pm
- November 12, 2024 – Crime Stoppers of Oxford Board meeting



Statistics

Current month & YTD

	This Month	YTD	SI (1991)
Tips Received	24	269	12,204
Arrests total	0	13	2065
WPS Arrests	0	10	n/a
OPP Arrests	0	5	n/a
Web/Mobile Tips	15	151	2226 (2006)
In-House	2	44	1745 (2004)
Call Centre	7	52	2558 (2004)
E-Transfer	n/a	n/a	1352 (2004)
Cases Cleared			
Total Cleared	0	45	1497
Total Charges Laid	0	39	2,890
WPS Charges	0	27	n/a
OPP Charges	0	39	n/a
Rewards Approved	0	3	1504
Property Recovered	0	0	\$2,308,805
Narcotics recovered	\$83,000	\$135,540	\$8,944,739
		Total Narcotics & Property	\$11,253,544

Respectfully Submitted by,

Cst. Randi Crawford and Denise Pacheco
 Oxford County O.P.P. / Woodstock Police Service
 Co-coordinators
 Crime Stoppers of Oxford